

Excellence counts

Melanie Butler explains how we calculate our Centre of Excellence scores

To become an *EL Gazette* Centre of Excellence you need to be a UK language centre accredited by the British Council, and to have been awarded at least nine areas of strength at your most recent inspection, putting you in the top 25 per cent of centres in the UK, based on the judgement of the inspectors.

The areas of strength are recorded on the summary statement, which appears at the bottom of the first page of the full inspection report for every accredited language centre. The reports can be found under the first letter of the centre name here:

<https://www.britishcouncil.org/education/accreditation/centres>, on the British Council website.

The summary statement notes every area for which the centre has an area of strength. The British Council inspection covers up to 15 areas: *strategic and quality management, staff management, student administration, publicity, premises and facilities, learning resources, academic staff profile, academic management, course design, learner management, teaching, care of students, accommodation, leisure opportunities, and safeguarding under-18s.*

Two areas of Inspection, *safeguarding under-18s and accommodation*, do not apply to all centres, either because they don't enrol under-18s or because they do not offer accommodation. A few centres do neither. So, while most centres are inspected in 15 areas, some are only inspected in 14 areas, and a handful in 13.

For every area inspected, a centre is judged as either having a strength, meeting the standard or needing improvement. Only the 'areas of strength' and the 'needs for improvement' are noted on the summary statement.

For each accredited centre, we calculate a basic net score. We give one point for each of the areas of strength noted in the summary statement and deduct a point for any need of improvement. Here is an example:



"The English language teaching department of this university offers courses in general and academic English for adults (18+) and young people (16+).

Strengths were noted in the areas of premises and facilities, learning resources, academic management, academic staff profile, course design, care of students, and accommodation.

The inspection report noted a need for improvement in the area of publicity."

“So, while most centres are inspected in 15 areas, some are only inspected in 14 areas, and a handful in 13.”

This centre received seven areas of strength and one need for improvement so it has six net areas of strength. As it does not have nine net areas of strength, it does not qualify as a Centre of Excellence.

The obvious thing to do next is to divide the net areas of strength gained by the

number of areas it is inspected under. We start by checking the total number of areas inspected: 13, 14 or 15.

The *Gazette* database, however, lists every accredited centre with its areas of strengths and needs for improvement. Since around 10 per cent of centres have a net strength score of zero and another four per cent or so pass inspection with a negative net score (more needs for improvement than areas of strength).

When you put scores of zero and negative numbers into a statistical calculation you get some very strange results. Besides, passing inspection – even with a score of zero areas of strength or even minus three must be worth something.

To ensure all schools who have passed inspection are given a positive score, we add a 'range modifier' of 4 to their areas of strength, and then deduct the needs for improvement. Then we divide the adjusted total by the areas inspected in that centre and report the score as a mark out of ten. This gives us the standardised score.

Currently only centres with a standardised score of 6.8 or above, and with nine net areas of strength, are judged to be a Centre of Excellence and appear in this listing.

KEY

- area of strength
- needs improvement
- not applicable
- NEW** new Centre of Excellence
- higher score since last report
- lower score since last report

Centre Types:

- Biz Business and professional training centre
- BS Boarding School
- FE Further Education College
- HT Home Tuition
- PLS:A Private Language School primarily accepting adults 16+
- PLS:Y Private Language School primarily catering for young learners under 16
- SS Summer School
- TT Teacher Training Specialist
- Uni University Language Centre

The information in this table is based on the Summary Statements for each centre as of 1 August 2020. The Summary Statement can be found on page 1 of the Full Report for every accredited centre. These can be found at <https://www.britishcouncil.org/education/accreditation/centres>.

Percentile	Score	Institution	Type	Strategic and quality management	Staff management	Student administration	Publicity	Premises and facilities	Learning resources	Academic staff profile	Academic management	Course design	Learner management	Teaching	Care of students	Accommodation	Leisure opportunities	Care of under 18s
PERFECT SCORES	10.00	ELC Bristol	PLS:A															
	10.00	English Language Centre, Brighton	PLS:A															
	10.00	London School of English	PLS:A															
	10.00	LSI Portsmouth	PLS:A															
	10.00	Summer Boarding Courses, Shipley	PLS:Y															
	10.00	Wimbledon School of English	PLS:A															
TOP 2%	9.47	Bell International Cambridge	PLS:A															
	9.47	Bell Young Learners	PLS:A															
	9.47	Broadstairs English Centre	PLS:Y															
	9.47	Discovery Summer, London	PLS:Y															
	9.47	English in Chester	PLS:A															
	9.47	IH London	PLS:A															
	9.44	University of Manchester	Uni															
TOP 5%	8.95	Bishopstrow College, Warminster	BS															
	8.95	East Sussex College, Lewes and Eastbourne	FE															
	8.95	English Language Centre, Eastbourne	PLS:A															
	8.95	ISCA School of English, Exeter	PLS:Y															
	8.95	Millfield English Language Holiday Courses	BS															
	8.95	St. Edmund's College, Ware	BS															
	8.95	University of Liverpool	Uni															
	8.89	Edge Hill University, Ormskirk	Uni															
	8.89	Marcus Evans Linguarama London	Biz															
8.89	University of Sheffield ↑	Uni																
TOP 8%	8.42	BEET Language Centre	PLS:A															
	8.42	EC Bristol	PLS:A															
	8.42	EC Oxford	PLS:A															
	8.42	EF International Oxford	PLS:A															
	8.42	Heathfield Summer School, Ascot	BS															
	8.42	IH Bristol	PLS:A															
	8.42	IH Newcastle	PLS:A															
	8.42	Kaplan International Manchester	PLS:A															
	8.42	Kings College London	Uni															
	8.42	Liverpool School of English	PLS:A															
	8.42	Loxdale English Centre NEW	PLS:Y															
	8.42	NILE Norwich	TT															
	8.42	St. Giles International, Brighton	PLS:A															
	8.42	St. Giles International, Highgate	PLS:Y															
	8.42	St. Giles International, London	PLS:A															
	8.33	University of Brighton	Uni															
	8.33	University of Leicester	Uni															


UK RANKINGS 2020-21


Percentile	Score	Institution	Type	Strategic and quality management				Premises and facilities		Academic staff profile					Care of students			
				Staff management	Student administration	Publicity	Learning resources	Academic management	Course design	Learner management	Teaching	Accommodation	Leisure opportunities	Care of under 18s				
TOP 12%	7.89	BOSS	BS															
	7.89	Concord College, Shrewsbury	BS															
	7.89	Dudley College	FE															
	7.89	EC Brighton	PLS:A															
	7.89	EC Cambridge	PLS:A															
	7.89	EC Manchester	PLS:A															
	7.89	EuroCentres Bournemouth	PLS:A															
	7.89	Eurocentres Brighton	PLS:A															
	7.89	Expportise	PLS:Y															
	7.89	Guildford College	FE															
	7.89	Harrow Short Courses	BS															
	7.89	Kaplan International Bath	PLS:A															
	7.89	Kaplan International Liverpool	PLS:A															
	7.89	Kings London	PLS:A															
	7.89	Perth College	FE															
	7.89	University of Salford NEW	Uni															
7.78	University of Dundee NEW	Uni																
TOP 18%	7.37	Aberystwyth University	Uni															
	7.37	Accent International Language Consultancy	PLS:A															
	7.37	Bede's Summer School, Hailsham	BS															
	7.37	Belfast Metropolitan College	FE															
	7.37	Brunel University, London	Uni															
	7.37	Cambridge Academy of English	PLS:A															
	7.37	Chichester College	FE															
	7.37	EC London	PLS:A															
	7.37	ECS Winchcombe	PLS:Y															
	7.37	EF International Bournemouth	PLS:A															
	7.37	EF International Brighton	PLS:A															
	7.37	EF International Eastbourne	PLS:A															
	7.37	EF International Manchester	PLS:A															
	7.37	Eurocentres Cambridge	PLS:A															
	7.37	Hilderstone College, Broadstairs	FE															
	7.37	IH Aberdeen	PLS:A															
	7.37	International House Torquay	PLS:A															
	7.37	INTO Queens Univ, Belfast	pathway															
	7.37	Kaplan International Bournemouth	PLS:A															
	7.37	Kaplan International Cambridge	PLS:A															
	7.37	Kaplan International Oxford ↓	PLS:A															
	7.37	Kaplan International Torquay	PLS:A															
	7.37	Kings Brighton	PLS:A															
	7.37	Kings Oxford	PLS:A															
	7.37	Kings Summer Camps	BS															

Percentile	Score	Institution	Type	Strategic and quality management				Premises and facilities		Academic staff profile				Care of students			
				Staff management	Student administration	Publicity	Learning resources	Academic management	Course design	Learner management	Teaching	Accommodation	Leisure opportunities	Care of under 18s			
TOP 18% (cont)	7.37	Manor Courses, Brighton	PLS:Y														
	7.37	MLS International College	PLS:A														
	7.37	New College Durham NEW	FE														
	7.37	Nottingham College	FE														
	7.37	Regent Summer School, Stowe	PLS:Y														
	7.37	Sherborne International	BS														
	7.37	Sidmouth International School	PLS:Y														
	7.37	St. Clare's, Oxford	BS														
	7.37	Stonyhurst Summer Language School	BS														
	7.37	Studio Cambridge	PLS:A														
7.37	Wimbledon School of English Jnr Summer	PLS:Y															
TOP 20%	7.22	ECS Edinburgh	PLS:A														
	7.22	Manchester Metropolitan University	Uni														
	7.22	Sheffield Hallam University	Uni														
	7.22	University of Chichester	Uni														
TOP 25%	6.84	Bucksmore Education	PLS:Y														
	6.84	Cardiff and Vale College	FE														
	6.84	Christian English Language Centre NEW	FE														
	6.84	Churchill House School of English ↓	PLS:Y														
	6.84	Churchill House Summer Centres	PLS:Y														
	6.84	EF International Cambridge	PLS:A														
	6.84	EF International London	PLS:A														
	6.84	English Experience (UK)	PLS:Y														
	6.84	Eurocentres London Central	PLS:A														
	6.84	IH London Young Learner Centres	PLS:Y														
	6.84	International Student Club	PLS:Y														
	6.84	Itchen College	FE														
	6.84	Moreton Hall International Study Centre	BS														
	6.84	NCG Liverpool	PLS:A														


KEY


 area of strength

 needs improvement

 not applicable

NEW new Centre of Excellence

 higher score since last report

 lower score since last report

Centre Types:

Biz Business and professional training centre

BS Boarding School

FE Further Education College

HT Home Tuition

PLS:A Private Language School primarily accepting adults 16+

PLS:Y Private Language School primarily catering for young learners under 16

SS Summer School

TT Teacher Training Specialist

Uni University Language Centre

The information in this table is based on the Summary Statements for each centre as of 1 August 2020.

The Summary Statement can be found on page 1 of the Full Report for every accredited centre.

These can be found at <https://www.britishcouncil.org/education/accreditation/centres>.

UK RANKINGS 2020-21

Percentile	Score	Institution	Type																
				Strategic and quality management	Staff management	Student administration	Publicity	Premises and facilities	Learning resources	Academic staff profile	Academic management	Course design	Learner management	Teaching	Care of students	Accommodation	Leisure opportunities	Care of under 18s	
TOP 25% (cont)	6.84	Nottingham Trent University	Uni																
	6.84	Oxford International Oxford	PLS:A																
	6.84	Select English Cambridge Year Round	PLS:A																
	6.84	Sheffield College	FE																
	6.84	South Thames College	FE																
	6.84	UKLC	PLS:Y																
	6.84	University of Leeds	Uni																
	6.84	University of the Arts London	Uni																
	6.84	Victoria School of English	PLS:A																
	6.84	Windermere International Summer School	BS																

International House London Young Learners Centres 2021



ihlondon.com/younglearners | sales@ihlondon.com | +44 (0) 207 611 2400

@ihlondon      